



2025 AAA National Alpaca Show

Craft Show

August 8-10 - Bendigo, Victoria

Entries Open: 1st March 2025

Entries close: 13th July 2025

Exhibits due: 18th July 2025

Entry Fee: \$10.00 per entry


Entries are to be sent to:

J Bromage

P O Box 292

Maldon, VIC , 3463

Enquiries can also be directed to Judi alpacacraft24@gmail.com



Regulations and Sections

General

1. A **Craft Exhibit Description Ticket** must be attached to each item entered. Otherwise, the item will be displayed, but not judged. This ticket must have no identifying words, marks, names etc. of the exhibitor, **ONLY** a full description of the materials and method used. Ticket is attached to exhibit for the judge's reference, so include any relevant details or story of the making.
2. A **Craft Exhibitor Form** must be attached to each article entered.
This form shows the section and class entered and the exhibitors details.
3. To facilitate a safe and timely return of your entry after the conclusion of the show, when you forward your entry, please include a suitable postage paid, self-addressed envelope that will be used to return your entry to you.
4. Exhibits will be available for collection after the conclusion of the Show on Sunday 10th August.
5. All exhibits must be the work of the exhibitor.
6. Members and non-members of the AAA are invited to exhibit.
7. Exhibits must have been completed within the last 12 months and not shown at a previous AAA National Show.
8. All items which require the use of yarn must have a sample of the yarn and yarn label attached. If surplus yarn is to be kept for another project, a photocopy of yarn label is sufficient.
9. For hand spun, details including yarn weight and composition. (eg 4ply, 8ply, WPI) and sample of fibre must be attached. Exhibits received without yarn samples will be displayed but not judged.
10. Most Successful Exhibitor will be awarded on a points system,
1st = 4 points, 2nd = 3 points, 3rd = 2 point, H/C 1 points.
If there is a tie, then broad ribbons will be considered.


11. Sections To Be Judged

1. Hand Spinning
2. Hand Weaving
3. Hand Knitting
4. Machine Knitting
5. Crocheting
6. Needle Felting
7. Wet Felting + Nuno Felting
8. Junior Open
9. Multi Technique - Combined Methods

HOW TO ENTER AS A GUEST

ACCESS TO EALPACA

If you are not a Member of the Australian Alpaca Association & wish to enter allowed events/classes – go to <https://ealpaca.com.au/>



The screenshot shows the Ealpaca website's main page. At the top, there's a navigation bar with 'Ealpaca' and a 'Log In' button. Below the navigation bar is a large banner image of an alpaca with the text 'Alpacas, from hobby to business'. Underneath the banner, there are several buttons: 'Log In', 'Join as a new Member', 'My Account', 'My Profile', 'My Events', 'My Classes', and 'My Other Members'. The 'Join as a new Member' button is highlighted with a green border.

From the Main Home Page Select

“Join as a new Member” then

“Sign Up” then


“Guest Access” & complete the fields as prescribed

Step 1 of 4: Membership details


As a member of the Australian Alpaca Association, you have access to a range of services and facilities, including the online membership portal. Further information on the benefits of membership can be found on the Ealpaca website. When you join the association, you will receive a welcome pack and a copy of the association's constitution. You will also receive a copy of the association's newsletter and a copy of the association's magazine. You will also receive a copy of the association's directory and a copy of the association's calendar. You will also receive a copy of the association's newsletter and a copy of the association's magazine. You will also receive a copy of the association's directory and a copy of the association's calendar.

Membership type	Membership details	Cost	Benefits	How to join
Adult	Adult membership (1-4 members) (1 year)	\$	25%	\$121.00
Child	Child membership (1-4 members) (1 year)	\$	25%	\$121.00
Student	Student membership (1-4 members) (1 year)	\$	25%	\$121.00
Life	Life membership (1-4 members) (1 year)	\$	25%	\$121.00
Family	Family membership (1-4 members) (1 year)	\$	25%	\$121.00
Corporate	Corporate membership (1-4 members) (1 year)	\$	25%	\$121.00
Guest	Guest membership (1-4 members) (1 year)	\$	25%	\$121.00

After completion of your details you will be taken to Registration Summary – where the cost will be NIL



The screenshot shows the 'Registration Summary' page. It displays the following information: 'Step 1 of 4: Registration summary', 'Name: [Name]', 'Email: [Email]', 'Phone: [Phone]', 'Address: [Address]', 'City: [City]', 'State: [State]', 'Postcode: [Postcode]', 'Country: [Country]', 'Membership type: [Membership type]', 'Membership details: [Membership details]', 'Cost: [Cost]', 'Benefits: [Benefits]', 'How to join: [How to join]'. There are buttons for 'Back', 'Next', and 'Cancel'.



The screenshot shows the 'Transaction successful' page. It displays the following information: 'Transaction successful', 'Your registration is complete and you are now a full member of the association. You will receive a welcome pack and a copy of the association's constitution. You will also receive a copy of the association's newsletter and a copy of the association's magazine. You will also receive a copy of the association's directory and a copy of the association's calendar. You will also receive a copy of the association's newsletter and a copy of the association's magazine. You will also receive a copy of the association's directory and a copy of the association's calendar. There is a button for 'Back'.

Remember your password & go back to the Log in to re-enter to progress your access

If you are having trouble – Ring Tanya 02 6151 2073 9am to 2pm Monday to Friday - or Email Tanya@Alpaca.asn.au

Once you have Access go to the main page & select “Events open for entry”

Once you have Access go to the main-page & select "Events open for entry"



Then Select the Craft Show

2025 AAA National Craft Show	Prince of Wales Showgrounds, 42-72 Holmes Rd, Bendigo, Victoria	Other event	08/08/2025 - 10/08/2025
------------------------------	---	-------------	----------------------------

Sections/Classes will be available as per your Schedule – although not necessarily in the same order so select carefully

Good Luck with your entry!

Good Luck with your entry!

SECTION 1: Hand Spinning

Please read conditions for presentation, judging criteria and definitions.

Conditions

1. This section will judge the spinning of alpaca and alpaca blends.
2. A staple of original fibre(s) for Class CS1 – CS9, or sample of tops, sliver etc for Class CS10 – CS17, must be attached to all exhibits.
3. State the intended purpose of yarn and Spinning System employed. eg: wheel, spindle, e-spinner etc
4. Please attach the **Craft Exhibit Description Ticket** and the **Craft Exhibitor Form** using a safety pin or bulb pin.
5. Skeins to be presented as a single skein.
6. Exhibits that are the incorrect weight will be displayed but not judged.
7. In presentation, make sure the skein can be examined, so ensure it has sufficient ties.
8. Classes CS1, CS2, CS3, CS4, CS5, CS6 - Where WPI is applicable, exhibitors MUST include a one meter length of the yarn separate to the skein, to enable the judge to check WPI.
9. **Judging will be based on:**
 - Fleece and yarn for end use
 - Twist in single and ply
 - Evenness of spin and ply (*Does not apply to CS8 Novelty yarn*).
 - Washing and presentation
 - CS8 Novelty yarn – Creativity, Unique texture and visual interest

www.petlyn.com.au



Old World Tools for Today's Spinners, Weavers & Felters

Fleece totally prepared by exhibitor :

Class CS1

Specimen of fine hand spun yarn (lace weight) in suri alpaca, plied, not less than 50 grams. 18 wraps per inch or more. State intended purpose.

Class CS2

Specimen of fine hand spun yarn (lace weight) in huacaya alpaca, plied, not less than 50 grams. 18 wraps per inch or more. State intended purpose.

Class CS3

Specimen of hand spun yarn (medium weight) in suri alpaca, plied. Not less than 50 grams. Between 11 and 17 wraps per inch.. State intended purpose.

Class CS4

Specimen of hand spun yarn (medium weight) in huacaya alpaca, plied, .not less than 50 grams. Between 11 and 17 wraps per inch. State intended purpose.

Class CS5

Specimen of hand spun yarn (bulky weight) in suri alpaca, plied, not less than 50 grams. 10 wraps per inch or less. State intended purpose.

Class CS6

Specimen of hand spun yarn, (bulky weight) in huacaya alpaca plied, not less than 50 grams. 10 wraps per inch or less. State intended purpose.

Class CS7

Specimen of hand spun plied alpaca blend (*see definition*). Not less than 50 grams. Wraps per inch open. State blend and purpose

Class CS8

Specimen of hand spun alpaca or alpaca blend (*see definition*) novelty yarn (*see definition*). Can be dyed or overdyed. The yarn can be plied or a single strand with the twist set (*see definition*). Not less than 50 grams. Wraps per inch open. State purpose and technique.

Class CS9 - NOVICE - An individual with less than 12 months experience Spinning

Specimen of alpaca or alpaca blend (*see definition*), hand spun by a novice (*see definition*). Not less than 50 grams. Wraps per inch open.

CHAMPION HAND SPUN YARN EXHIBIT – Fleece totally prepared by exhibitor

Reserve Champion Hand Spun Yarn Exhibit- Fleece totally prepared by exhibitor

Commercially combed or carded fibre

Class CS10

Specimen of fine hand spun yarn (lace weight) in suri alpaca, plied, not less than 50 grams. 18 wraps per inch or more. State intended purpose.

Class CS11

Specimen of fine hand spun yarn (lace weight) in huacaya alpaca, plied, not less than 50 grams. 18 wraps per inch or more. State intended purpose.

Class CS12

Specimen of hand spun yarn (medium weight) in suri alpaca, plied, not less than 50 grams. Between 11 and 17 wraps per inch. State intended purpose.

Class CS13

Specimen of hand spun yarn (medium weight) in huacaya alpaca, plied, not less than 50 grams. Between 11 and 17 wraps per inch. State intended purpose.

Class CS14

Specimen of hand spun yarn, (bulky weight) in suri alpaca, plied, not less than 50 grams. 10 wraps per inch or less. State intended purpose.

Class CS15

Specimen of hand spun yarn, (bulky weight) in huacaya alpaca, plied, not less than 50 grams. 10 wraps per inch or less. State intended purpose.

Class CS16

Specimen of hand spun plied alpaca blend (*see definition*). Not less than 50 grams. Wraps per inch open. State blend and purpose.

Class CS17

Specimen of hand spun alpaca or alpaca blend (*see definition*) novelty yarn (*see definition*), can be dyed or over dyed. The yarn can be plied or a single strand with the twist set (*see definition*). Not less than 50 grams. Wraps per inch open. State purpose and technique.

Class CS18 - NOVICE - An individual with less than 12 months experience Spinning

Specimen of alpaca or alpaca blend (*see definition*), hand spun by a novice (*see definition*). Not less than 50 grams. Wraps per inch open.

CHAMPION HAND SPUN YARN EXHIBIT – Commercially combed or carded fibre

Reserve Champion Hand Spun Yarn Exhibit- Commercially combed or carded fibre

SECTION 2: Hand Weaving

Please read conditions for presentation, judging criteria and definitions.

Conditions

1. When using hand spun, a staple of the original fibre is to be attached. In the case of commercial yarn a sample of the yarn and yarn label is to be attached.
If surplus yarn to be kept for another project, a photocopy of yarn label is sufficient
2. All distinguishing marks or labels to be removed or covered.
3. Please attach the **Craft Exhibitor Form** and the **Craft Exhibit Description Ticket** using a safety pin or bulb pin.
4. Information about the entry as to purpose/application of design, weaving technique, and type of loom used. eg: floor, table, number of shafts, rigid heddle, pin, Saori etc and if any additional 'shafts' used eg. Pick-up Stick etc
5. **Judging will be based on:**
 - Suitability of materials and patterns to classification.
 - Regularity of weave, set, beat and selvages.
 - Quality of make-up and finish of garment or article
 - Purpose/application of design and weaving technique.

<https://www.stevleypark.com.au>

SPS - Stevley Park Alpacas

Zed Design Handcrafts

50 Shades of Brown

Farm Shop open by appointment
Felting Workshops Available

Class CW1

Hand woven garment (*see definition*) using at least 50% hand spun alpaca (huacaya and/or suri).

Class CW2

Hand woven garment (*see definition*) using at least 50% commercially spun alpaca (huacaya and/or suri).

Class CW3

Hand woven article (*see definition*) using at least 50% hand spun alpaca (huacaya and/or suri).

Class CW4

Hand woven article (*see definition*) using at least 50% commercially spun alpaca (huacaya and/or suri).

Class CW5

Hand woven wall hanging or tapestry using at least 50% alpaca (huacaya and/or suri).

Class CW6

Hand woven floor rug using at least 50% alpaca (huacaya and/or suri).

Class CW7

Rigid Heddle - Hand woven garment (*see definition*) using at least 50% hand spun alpaca (huacaya and/or suri).

Class CW8

Rigid Heddle - Hand woven garment (*see definition*) using at least 50% commercially spun alpaca (huacaya and/or suri).

Class CW9

Rigid Heddle - Hand woven article (*see definition*) using at least 50% hand spun alpaca (huacaya and/or suri).

Class CW10

Rigid Heddle - Hand woven article (*see definition*) using at least 50% commercially spun alpaca (huacaya and/or suri).

Class CW11 NOVICE - An individual with less than 12 months experience Weaving

Article of weaving by a novice weaver (*see definition*) using at least 50% hand spun alpaca (huacaya and/or suri)

Class CW12 NOVICE - An individual with less than 12 months experience Weaving

Article of weaving by a novice weaver (*see definition*) using at least 50% commercially spun alpaca (huacaya and/or suri)

CHAMPION HAND WEAVING EXHIBIT


Reserve Champion Hand Weaving Exhibit

SECTION 3: Hand Knitting

Please read conditions for presentation, judging criteria and definitions.

Conditions

1. Yarn label, or staple of fibre or sample of tops (if using hand spun) must be attached to the article.
2. Please attach the **Craft Exhibitor Form** and the **Craft Exhibit Description Ticket** using a safety pin or bulb pin.
3. **Judging based on:**
 - Suitability of yarn for the project
 - Stitch evenness and tension of knitted fabric
 - Complexity and precision of technique
 - Finishing and presentation



www.littledesertyarns.com (Website in development)

Hand Knitting Commercially Spun Yarn

Class CHK1

Hand knitted garment (*see definition*) from commercially spun alpaca (huacaya and/or suri) or alpaca blend (*see definition*),

Class CHK2

Hand knitted article (*see definition*) from commercially spun alpaca (huacaya and/or suri) or alpaca blend (*see definition*),

Class CHK3

Hand knitted lace (*see definition*) article or garment (*see definition*) from commercially spun alpaca (huacaya and/or suri) or alpaca blend (*see definition*).

Class CHK4 - NOVICE - An individual with less than 12 months experience knitting.

Garment or article hand knitted by a novice (*see definition*) using at least 50% alpaca yarn or alpaca blend.

CHAMPION HAND KNIT EXHIBIT – Commercially Spun Yarn

Reserve Champion Hand Knit Exhibit - Commercially Spun Yarn

Hand Knitting Hand Spun Yarn

Class CHK5

Hand knitted garment (*see definition*) from hand spun alpaca (huacaya and/or suri) or alpaca blend (*see definition*),

Class CHK6

Hand knitted article (*see definition*) from hand spun alpaca (huacaya and/or suri) or alpaca blend (*see definition*),

Class CHK7

Hand knitted lace (*see definition*) article or garment (*see definition*) from hand spun alpaca (huacaya and/or suri) or alpaca blend (*see definition*).

Class CHK8 - NOVICE - An individual with less than 12 months experience knitting.

Garment or article hand knitted by a novice (*see definition*) using at least 50% alpaca yarn or alpaca blend.

CHAMPION HAND KNIT EXHIBIT – Hand Spun Yarn

Reserve Champion Hand Knit Exhibit - Hand Spun Yarn

SECTION 4: Machine Knitting - Flat Bed and Circular

Please read conditions for presentation, judging criteria and definitions.

Conditions

1. On the **Craft Exhibit Description Ticket**, please state Flat Bed or Circular machine.
2. Yarn label, must be attached to the exhibit.
3. Please attach the **Craft Exhibitor Form** and the **Craft Exhibit Description Ticket** using a safety pin or bulb pin.
4. Seams may be hand sewn or linked, but not over locked or machined.
5. State the make and model of machine used.
6. **Judging based on:**
 - Choice of yarn for pattern use.
 - Evenness of knitted fabric.
 - Evenness and quality of make-up and finish of garment or article.
 - Presentation.

<https://www.adagiomills.com.au>



Processing Australian Alpaca fibre into Yarn, Rovings, Felt Batts & Knitted Garments based in the Hawkesbury, NSW.

Class CMK1

Machine knitted garment (*see definition*) using alpaca yarn or alpaca blend.

Class CMK2

Machine knitted article (*see definition*) using alpaca yarn or alpaca blend.

Class CMK3 - NOVICE - An individual with less than 12 months experience machine knitting.

Garment or article machine knitted by a novice (*see definition*) using at least 50% alpaca yarn or alpaca blend.

CHAMPION MACHINE KNIT EXHIBIT

Reserve Champion Machine Knit Exhibit

SECTION 5: Crocheting

Please read conditions for presentation, judging criteria and definitions.

Conditions

1. Yarn label, or staple of fibre or sample of tops (if using hand spun) must be attached to the article.
2. Please attach the **Craft Exhibitor Form** and the **Craft Exhibit Description Ticket** using a safety pin or bulb pin.
3. **Judging based on:**
 - Suitability of yarn for the project.
 - Stitch consistency and tension.
 - Complexity and precision of technique.
 - Finishing, edging and presentation.

<https://www.fibrenaturally.com.au>



Processing your Alpaca Fleece into Luxurious Yarn & Seller of Artisan Yarns

Crocheting Commercially Spun Yarn

Class CC1

Crocheted garment (*see definition*) using commercially spun alpaca (huacaya and/or suri) or alpaca blend (*see definition*)

Class CC2

Crocheted article (*see definition*) using commercially spun alpaca (huacaya and/or suri) or alpaca blend (*see definition*)

Class CC3

Crocheted lace (*see definition*) article using commercially spun alpaca (huacaya and/or suri) or alpaca blend (*see definition*)

Class CC4 - NOVICE - An individual with less than 12 months experience Crocheting

Article or garment crocheted by a novice (*see definition*) using at least 50% alpaca (huacaya and/or suri) or alpaca blend..

CHAMPION CROCHET COMMERCIALLY SPUN YARN

Reserve Champion Crochet Commercially Spun Yarn

Crocheting Hand Spun Yarn

Class CC5

Crocheted garment (*see definition*) using hand spun alpaca (huacaya and/or suri) or alpaca blend (*see definition*).

Class CC6

Crocheted article (*see definition*) using hand spun alpaca (huacaya and/or suri) or alpaca blend. (*see definition*).

Class CC7

Crocheted lace (*see definition*) article using hand spun alpaca (huacaya and/or suri) or alpaca blend (*see definition*).

Class CC8 - NOVICE - An individual with less than 12 months experience Crocheting

Article or garment crocheted by a novice (*see definition*) using at least 50% alpaca (huacaya and/or suri) or alpaca blend. (*see definition*)..

CHAMPION CROCHET HAND SPUN YARN

Reserve Champion Crochet Hand Spun Yarn


SECTION 6: Needle Felting

Please read conditions for presentation, judging criteria and definitions.

Conditions

1. Attach samples of fibres used.
2. Please attach the **Craft Exhibitor Form** and the **Craft Exhibit Description Ticket** using a safety pin or bulb pin.
3. **Judging will be based on:**
 - Originality. i.e. artistic expression and impact
 - Finish and Presentation
 - Design and Complexity
 - Proportion, Technique and Craftsmanship

<https://www.millduck.com.au>



Colour Your World!

From small beginnings MillDuck Alpaca Stud now runs approximately 35-45 quality huacaya alpacas and is a consistent ribbon winner at Regional, Royal and National Shows.

Class CNF1

Needle felted article (see definition) using at least 50% alpaca (huacaya and/or suri).

Class CNF2

Needle felted piece (2D flatwork) (see definition) using at least 50% alpaca (huacaya and/or suri).

Class CNF3

Needle felted piece (3D) (see definition) using at least 50% alpaca (huacaya and/or suri).

Class CNF4

Needle Felted Framed picture – Glass not required.

Class CNF5 – NOVICE - An individual with less than 12 month experience Needle Felting.

Needle felted piece by a novice (*see definition*) using at least 50% alpaca (huacaya and/or suri) or alpaca blend.

CHAMPION NEEDLE FELTED exhibit

Reserve Champion Needle Felted Exhibit

SECTION 7: Wet Felting and Nuno Felting

Please read conditions for presentation, judging criteria and definitions.

Conditions

1. Attach samples of all fibres and fabrics used. This should include a sample of ALL fibres of different colours
2. Please attach the **Craft Exhibitor Form** and the **Craft Exhibit Description Ticket** using a safety pin or bulb pin.
3. Embellishments using other fibres allowed. (*see definition*)
4. **Judging will be based on:**
 - Evenness of fabric (where applicable)
 - Originality. i.e. artistic impression and impact
 - Quality of make-up and finish of exhibit
 - Execution, Technique and Craftsmanship

<https://threadcollective.com.au>



Thread Collective curates high-quality yarns from around the world for weavers, textile artists, and yarn enthusiasts. Dedicated to providing the best materials and tools for creating unique, mindful textile art, catering to both hobbyists and fine artisans.

Class CWF1

Wet felted garment (*see definition*) using at least 50% alpaca (huacaya and/or suri).

Class CWF2

Wet felted article (*see definition*) using at least 50% alpaca (huacaya and/or suri).

Class CWF3

Wet felted garment or article (*see definition*) using the **nuno** felting technique. Using at least 50% alpaca (huacaya and/or suri).

Class CWF4

Wet felted piece (2D flatwork) (*see definition*) using at least 50% alpaca (huacaya and/or suri).

Class CWF5

Wet felted piece (3D) (*see definition*) using at least 50% alpaca (huacaya and/or suri).

Class CWF6 – NOVICE – An individual with less than 12 months experience Wet Felting.

Wet felted exhibit using at least 50% alpaca, any wet felting technique created by a novice. (*see definition*).

CHAMPION WET FELTED exhibit

Reserve Champion Wet Felted Exhibit

Section 8: Junior Open

- Class CJ1 6 years and under 11years any of the craft sections above.
Class CJ2 11 years to 16 years any of the craft sections above.

CHAMPION JUNIOR Exhibit

Reserve Champion Junior Exhibit

SECTION 9: Multi Technique - combined methods

Please read conditions for presentation, judging criteria and definitions.

This category focuses on creativity covering an exhibit that encompasses multiple techniques, weaving, knitting, crocheting, felting. (This does **not** include spinning). Must contain at least 50% alpaca (huacaya and/or suri).

Conditions

1. Attach samples of fibres and materials used.
2. Please attach the **Craft Exhibitor Form** and the **Craft Exhibit Description Ticket** using a safety pin or bulb pin.
3. **Judging will be based on:**
 - Originality and artistic impression, unique style
 - Creativity of design
 - Execution and presentation
 - Complexity and visual impact

<https://www.kibworthparkalpacas.com>



Discover the elegance of Kibworth Park Alpacas, where every piece is a celebration of natural luxury and artisan craftsmanship. Their beautifully made alpaca products not only offer unrivaled softness and warmth but also reflect a commitment to sustainable, quality design

Class CMT1

Garment or article created by a team [*two or more people*], e.g., crocheter, knitter, weaver, felter, using at least 50% alpaca, (huacaya and/or suri). Emphasis in this class is on originality, creativity, and techniques.

Class CMT2

Exhibit created by an individual, using at least 50% alpaca fibre (huacaya and/or suri). Emphasis in this class is on originality, creativity, and techniques.

CHAMPION MULTI TECHNIQUE Exhibit

Reserve Champion Multi Technique Exhibit

Definitions

ALPACA:

The natural fibre of the alpaca, which is a South American camelid. There are two types of fleece. The suri has a fleece that forms long lustrous locks, and the huacaya which forms fleece in bundles of crimped soft fibre.

ALPACA BLENDS: This show is encouraging the use of alpaca and as such, blends must contain at least 50% alpaca – huacaya and/or suri. Please state percentage of alpaca used.

BLENDS:

These can be fibres that are used in conjunction with alpaca to create different effects with tops and yarn. These may include silk, cashmere (cashmere goat), wool (sheep), mohair (angora goat), bamboo, tencel, nylon glitz, thrums (loom waste) or silk noils.

EMBELLISHMENTS: These can be used in small quantities to enhance an article. These include: buttons, laces, zips, metallic yarns, beads, ribbons, knitting stitch embroidery etc.

LACE:

Lace is a style of knitting/ crocheting characterised by stable 'holes' in the fabric arranged with consideration or aesthetics.

NOVELTY YARN:

A novelty yarn can also be described as an **art yarn**. It is a type of yarn that is specially designed to create unique textures, colours, pattern and effects in knitted or woven fabrics, making it stand out from traditional yarns. These yarns are often characterized by irregularities such as slubs (thicker sections), loops, boucle, beehive or different thicknesses along the strand. It must contain at least 50% Alpaca and can also include added elements like metallic threads, beads, or fibres of varying materials to produce a distinctive appearance. Please state the percentage of alpaca in the yarn.

W.P.I. Wraps per inch. Spinning.

Wraps per inch is the number of strands (either singles or plied yarn) that can be laid next to each other in an inch (2.5cm). Not stretched, not tight, each wrap just touching the wrap before and after. This will give you a standard measurement for how thick your yarn is.

Completed Yarn (either plied or single) must be, washed and dried. A one meter sample of exhibit yarn must be included with entry for judge to check WPI.

TWIST SET

Setting the twist, means washing and drying.

SAMPLE:

Yarn/fibre samples must be attached to the item in a sealed plastic bag, with any labels (ball bands, mill labels etc.)

ARTICLE:

Articles are knee rugs, blankets, scarves, shawls or wraps, socks, beanies, hats, bags, jewellery. Article extends to non wearable items such as toys, table runners, tea cosy, vessel. Where a class calls for an article, this means one (1) article only, e.g., 1 scarf, 1 pair of socks.

GARMENT:

A garment is an article that can be fitted onto the body eg. dress, skirt, jacket, jumper, cardigan, vest.

WET FELTING:

Wet felting is a technique with multiple steps involving, water, soap, pressure, agitation and a change of pH level to natural fibres to produce a fabric.

NUNO FELTING:

Nuno felting uses the wet felting technique. Wool fibres are incorporated into an open weave fabric such as cotton, silk, gauze or muslin, to create a lightweight felt.

The term 'nuno' lends itself from the Japanese term meaning 'cloth'.

NEEDLE FELTING

Needle felting known as dry felting is a craft that involves sculpting shapes and figures using wool and special felting needle which has tiny barbs along the needle that push the wool fibres into more wool to secure them in place.

Needle felting can create 3 dimensional projects or a flat surface project

2D Flat work – wall hanging, picture etc (felted, knitted, crochet)

Eg. A picture of an alpacas head, although the head may be built up above the flat surface if you cannot see the back of the alpacas head, this is 2 dimensional.

3D Sculpture - Animal, toys, piece of fruit, vegetable, vessel (vase, bowl etc) (felted, Knitted, crochet)

A Sculpture that can be viewed 360 deg, (in front and behind)

eg. A sculptured alpaca that stands up and can be viewed from top, bottom, back and front, this is 3 dimensional.

NOVICE:

A craft person with less than 12 months experience in the craft specified by the class.